



AUDIT+ HOW DO I? STOP A STROKE MODULE

This module has been developed to assist GP practices in the Stop a Stroke Campaign to support, identify and review patients with Atrial Fibrillation to ensure that they are receiving appropriate anticoagulation therapy.

Contents		Page
1	How do I access the STOP A STROKE module	2
2	How do I view the STOP A STROKE dashboard Atrial Fibrillation Dashboard?	3
3	How do I view STOP A STROKE Atrial Flutter Dashboard?	6
4	How do I view Patient Lists for Anti-Coagulation status and review?	7
5	How do I view Patient Lists for Atrial Fibrillation and Atrial Flutter prevalence review?	8
6	IT Support	9



GIG
CYMRU
NHS
WALES

Gwasanaeth
Gwybodeg
Informatics
Service

**STOP A
STROKE**
Who Cares Wins

Instructions

1. How do I access the STOP A STROKE module?

Firstly, launch Audit+ by selecting the Informatica Icon from the PC Desktop:



Then select the 'STOP A STROKE' icon on the screen:



Audit+

Utilities

Start

Settings

Support

Change Logged In User

Post Viral Complications Weekly Report

Post Viral Complications 2014

Post Viral Complications 2013

Macmillan

Macmillan Cancer Decision Support

QCancer Decision Support

Audit+ QOF 2016-17

QOF DM14

QOF DEP003W

CKD Audit

CKD Wales Counts

CKD QI Tool

Measles

Measles & MMR Vaccination

Audits

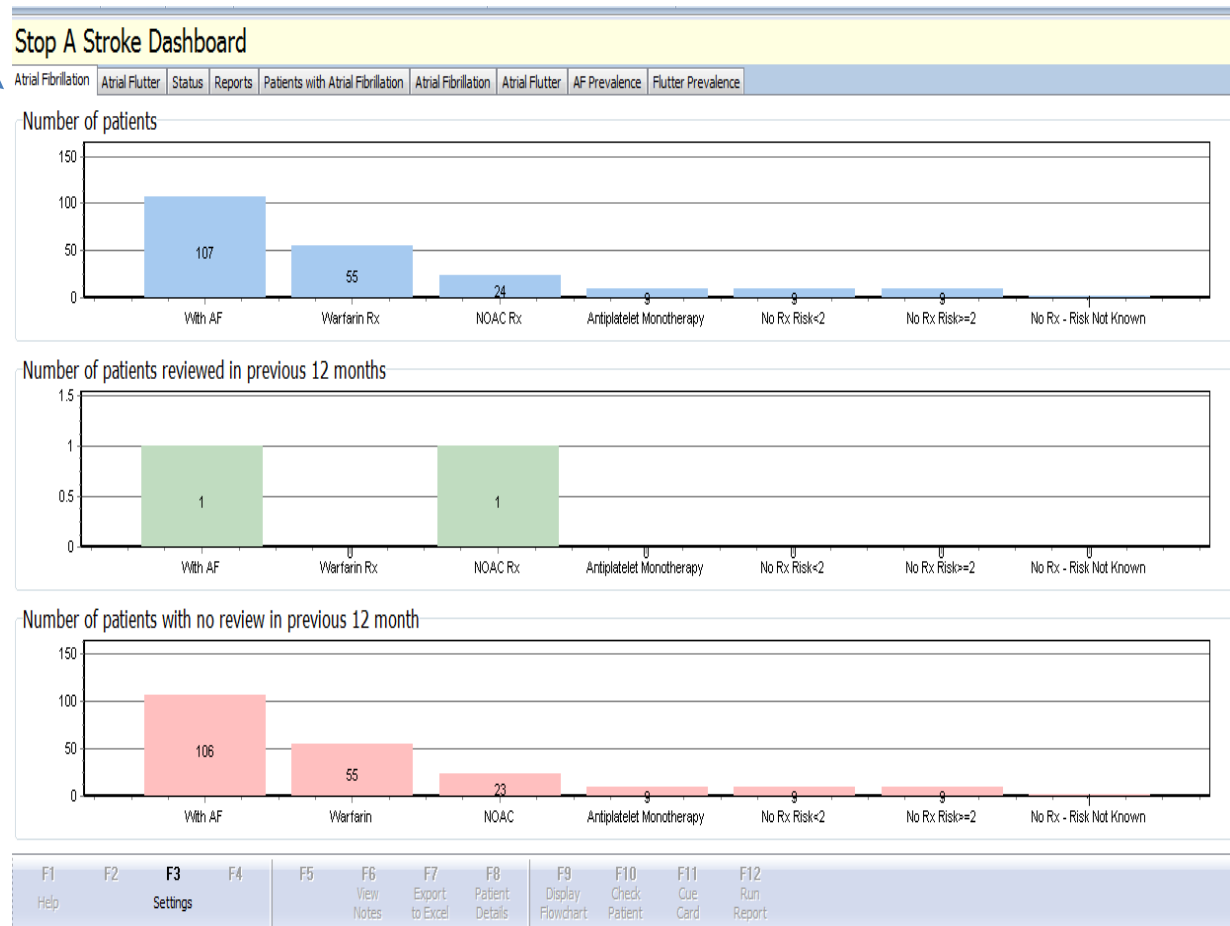
Unscheduled Care

STOP A STROKE
Who Cares Wins Stop A Stroke



2. How do I view STOP A STROKE Atrial Fibrillation Dashboard?

When the module opens, you will be presented with the following main dashboard status screen:



As you can see, this graphical Atrial Fibrillation Dashboard is split into 4 main sections:

1. Number of Patients in the practice with AF
2. Number of patients in the practice reviewed in the previous 12 months
3. Number of patients in the practice with no review in previous 12 months
4. QOF AF prevalence indicators



To ensure that an Atrial Fibrillation review is recorded and subsequently reported correctly in Audt+, then any one of the following three Read Codes can be used:

Audit Settings

Coding

Name	Description	Entry To Take	Terms
AF	Atrial Fibrillation Diagnosis	Latest	G573%,!G5731,!G5736
AF_RESOLVED	Atrial Fibrillation Resolved	Latest	212R
AF_REVIEW	Atrial Fibrillation Annual Review	Latest	6A9,8BT3,66QB
AFIB
AFIBEXC
ALL_THERAPY
ANTIPLATE...
CHA2DS2
CHAD
FLUTTER
NOAC
TXWAR
WAR
WARFARIN
XWAR

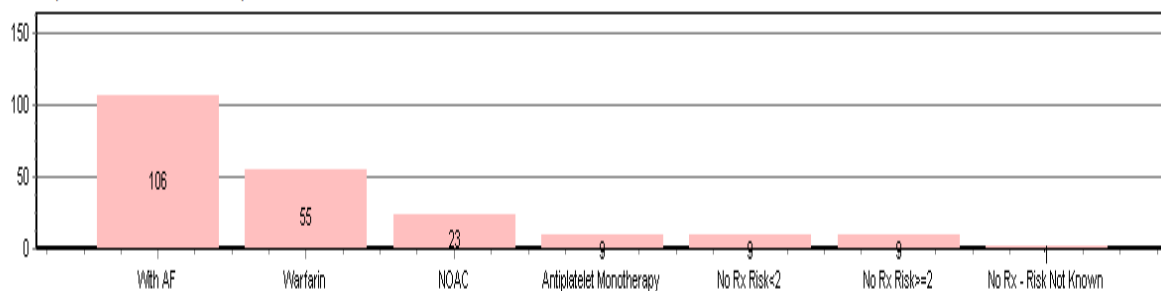
Clinical Terms

Clinical terms for AF_REVIEW_COD, "Atrial Fibrillation Annual Review":

Term	Rubric
66QB	Annual warfarin assessment
6A9	Atrial fibrillation annual review
8BT3	Anticoagulant medication review

All of the dashboards in the module are completely interactive, and should you click on any dashboard area, for example, if you wanted to view the 29 patients with no review in the previous 12 months, you would simply double click on the bar chart:

Number of patients with no review in previous 12 month



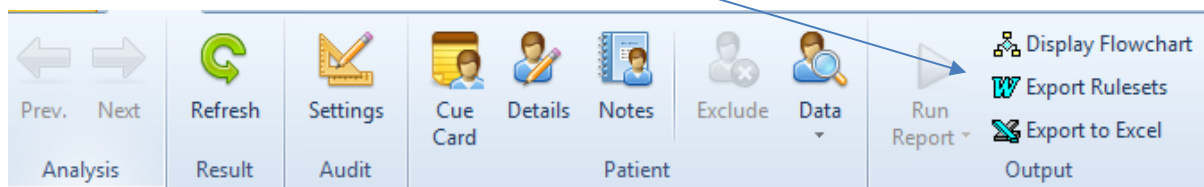


And the following corresponding patient list of names and dates of birth will present:

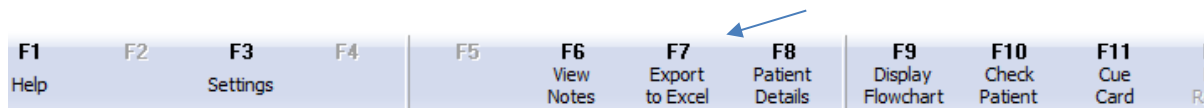
Stop A Stroke v3 Patients - AF No Review		
First Name	Last Name	Date of Birth Prefer...
Waqar	Balmer	20 Mar 1981
Justin	Huutai	21 Mar 1960
Susan	Kerrod	25 Jan 1969
Mamoon	Denby	10 Apr 1947
Monique	Risdon	7 Mar 1928
Jnan	Al-Haji	19 Sep 1947
Glenn	Elliott	4 Mar 1940
Zella	Everitt	16 Nov 1975
Hakeem	Hooper	13 Jul 1936
Paulette	Douglas	10 Jan 1950
Kwet	Maude	5 Aug 1952
Kristian	Allanson	24 Oct 1929
Allen	Godfrey	22 Dec 1959
Aggie	Layland	7 Jan 1945

Similarly, if you wanted to know which patients were on Warfarin, you would select the Warfarin tab and see that patient list.

From the patient list, please note that all the usual standard Audit+ functionality is available, for example, Export to Excel, etc:



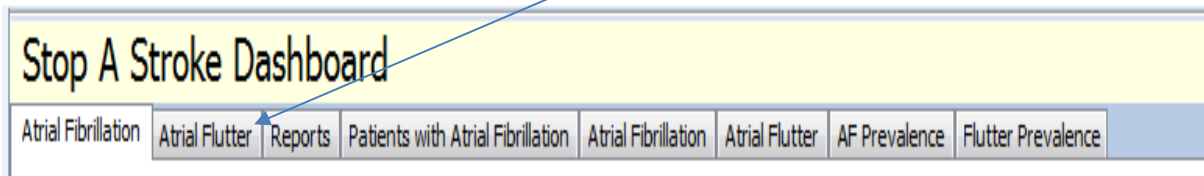
Plus their corresponding Function buttons at the bottom of the screen:



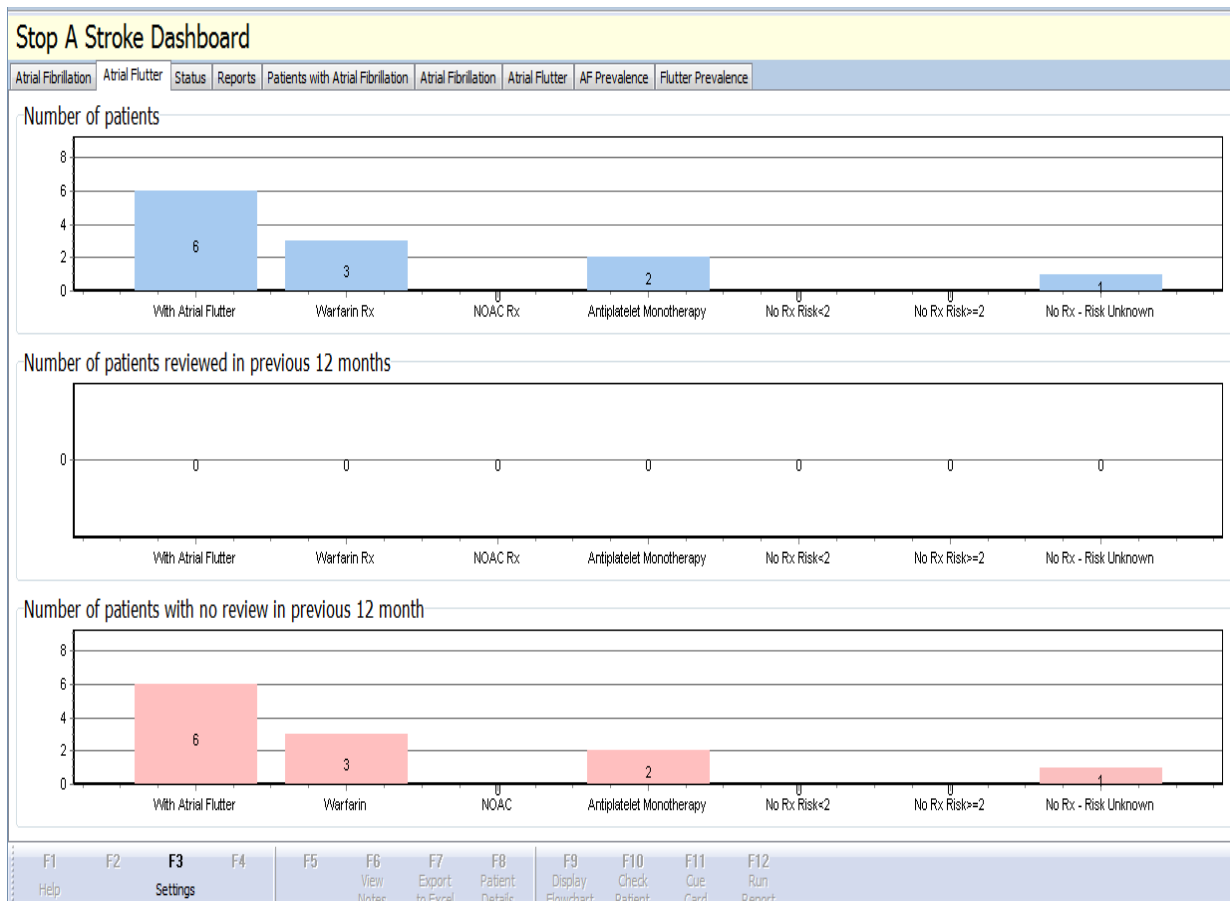


3. How do I view the STOP A STROKE Atrial Flutter Dashboard?

If you look at the top of the dashboard screen you will note that the next tab is the Atrial Flutter dashboard. You can access this, along with all the other tabs, by simply clicking on the tab area to select:



You will then be presented with the Atrial Flutter Dashboard:





4. How do I view Patient Lists for Anti-Coagulation status and review?

Whilst you can launch patient lists directly from the interactive dashboards for patient names and dates of birth (as described in pages 3 and 4), you can also launch full patient lists for review from their corresponding tabs.

For example, if you wanted to review the full list of patients and their status in Atrial Fibrillation, this will show you not just the patient names and dates of birth, but their anti-coagulation status as well in order that they can be reviewed:

as well in order that they can be reviewed.

Atrial Fibrillation																	
Atrial Fibrillation			Atrial Flutter			AF Prevalence			Flutter Prevalence								
First Name	Last Name	Date of Birth	Prefer...	AF	Warfarin	NOAC	Antiplatelet...	No Rx scor...	AF Review	Warfarin ...	NOAC Revi...	Antiplatelet...	No Rx Rev...	AF No Revi...	Warfarin N...	NOAC No R...	Antiplate
Katrina	Abbott	5 Jul 1933		OK	REVIEW	REVIEW	REVIEW	REVIEW	REVIEW	-	-	-	-	OK	-	-	-
Inan	Al-Haji	19 Sep 1947		OK	REVIEW	REVIEW	REVIEW	REVIEW	REVIEW	-	-	-	-	OK	-	-	-
Cristian	Allanson	24 Oct 1929		OK	REVIEW	REVIEW	REVIEW	REVIEW	REVIEW	-	-	-	-	OK	-	-	-
Brooks	Amys	22 Dec 1929		OK	REVIEW	REVIEW	REVIEW	REVIEW	REVIEW	-	-	-	-	OK	-	-	-
Ging	Archbold	9 Jan 1955		OK	REVIEW	REVIEW	REVIEW	REVIEW	REVIEW	-	-	-	-	OK	-	-	-
Naqar	Balmer	20 Mar 1981		OK	REVIEW	REVIEW	REVIEW	REVIEW	REVIEW	-	-	-	-	OK	-	-	-
Rosina	Baxter	24 Jun 1951		OK	REVIEW	REVIEW	REVIEW	REVIEW	REVIEW	-	-	-	-	OK	-	-	-
Jrleen	Chaudhry	26 Sep 1947		OK	REVIEW	REVIEW	REVIEW	REVIEW	REVIEW	-	-	-	-	OK	-	-	-
Al	Cross	18 Feb 1944		OK	REVIEW	REVIEW	REVIEW	REVIEW	REVIEW	-	-	-	-	OK	-	-	-
Amir	Dawson	24 Mar 1928		OK	REVIEW	REVIEW	REVIEW	REVIEW	REVIEW	-	-	-	-	OK	-	-	-
Lannifar	Flannigan	17 Jun 1935		OK	REVIEW	REVIEW	REVIEW	REVIEW	REVIEW	-	-	-	-	OK	-	-	-

F1	F2	F3	F4	F5	F6	F7	F8	F9	F10	F11	F12
Help		Settings			View Notes	Export to Excel	Patient Details	Display Flowchart	Check Patient	Cue Card	Re



5. How do I view Patient Lists for QOF Atrial Fibrillation and Atrial Flutter prevalence review?

Again, simply by selecting the required tab, either AF Prevalence or Flutter Prevalence:

Atrial Fibrillation	Atrial Flutter	Reports	Atrial Fibrillation	Atrial Flutter	AF Prevalence	Flutter Prevalence
First Name	Last Name	Date of Birth Prefer...	AF			
Alec	Abalunam	14 Jul 1959	REVIEW			
Basil	Abalunam	15 Feb 2017	REVIEW			
Gurminder	Abalunam	10 Nov 1975	REVIEW			
Jemma	Abalunam	7 Jan 1983	REVIEW			
Mona	Abalunam	9 Aug 1939	REVIEW			

NB: the standard Audit+ functionality buttons are available to use from all patient list screens:

← Prev.	→ Next	↻ Refresh	⚙️ Settings	📅 Cue Card	👤 Details	📝 Notes	🚫 Exclude	🔍 Data	▶️ Run Report	📊 Display Flowchart	📄 Export Rulesets	📄 Export to Excel	📄 Output
Analysis		Result	Audit	Patient									

F1	F2	F3	F4	F5	F6	F7	F8	F9	F10	F11	F12
Help		Settings			View Notes	Export to Excel	Patient Details	Display Flowchart	Check Patient	Cue Card	Report



GIG
CYMRU
NHS
WALES

Gwasanaeth
Gwybodeg
Informatics
Service

**STOP A
STROKE**
Who Cares Wins

6. IT Support

Informatica Systems Ltd

Informatica Systems Ltd provide helpdesk support for issues directly relating to the functioning of the Audit+ software or a module developed within Audit+.

Telephone: **03303 353110**

e-mail: support@ishealth.co.uk

NHS Wales Informatics Service's Primary Care Service Desk

Practices (EMIS Practices in particular) requiring Audit+ to be installed on a specific additional PC within the Practice will need to raise a call with the NWIS Primary Care Service Desk requesting an installation and provide the individual PC IDs (e.g. RQFWLAP000001) for each PC where an installation is required.

Telephone: **0333 200 8048**

e-mail PrimaryCare.ServiceDesk@wales.nhs.uk